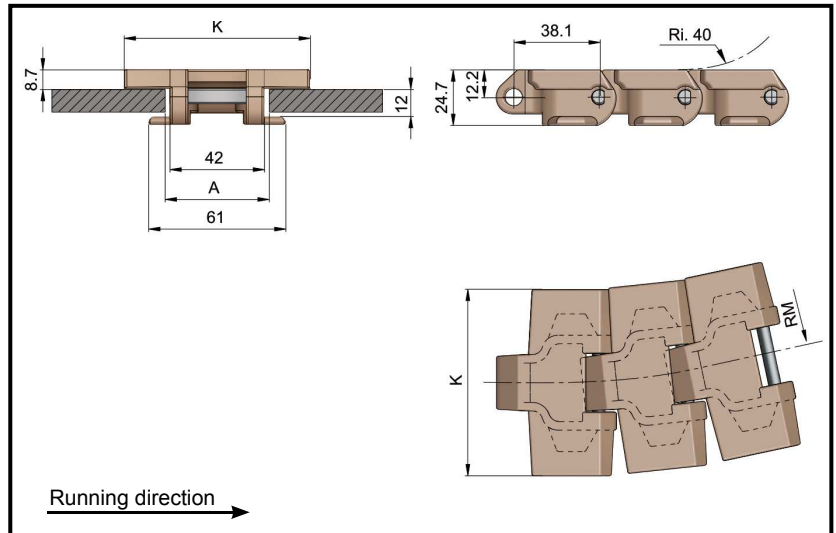
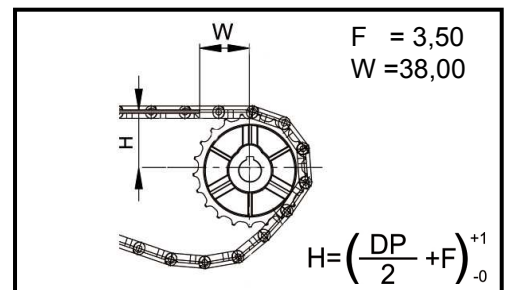


SERIE 887 TAB



COD.	K		Kg/m	Open Surface	RM (mm)	*Ri (mm)
	mm	inch				
** 887 325 TAB	82,5	3,25	1,50	0%	500	40

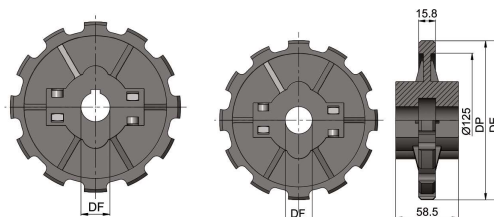
* Ri: Back-flex Radius



** Prefix	Chain material	Color	Ø Pin (mm)	Standard Pin Material	Minimum Temperature	Maximum Temp.		TT N	FDA Approval
						Dry enviroment	Wet enviroment		
LF	Acetal-LF	Brown	6,35	SS304	-40	+85	+70	3000	✓
KV ●	Acetal-Kevlar	Grey							-

Available types

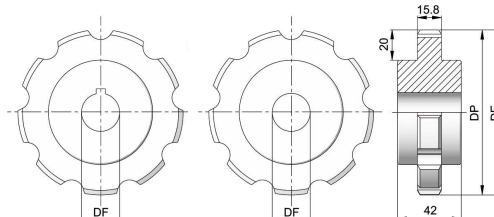
Z	Ø De	Ø Dp
12	147,2	147,21



Split Sprocket

Split Idler Wheel

Z	Ø De	Ø Dp
9	108,5	111,4
10	120,5	123,29
11	134	135,23
12	147,2	147,21



Solid Sprocket

Solid Idler Wheel

Remarks

- Standard packaging 3,048m 10ft.
- ● Made to order
- LF Standard Production
- Other materials available under request